

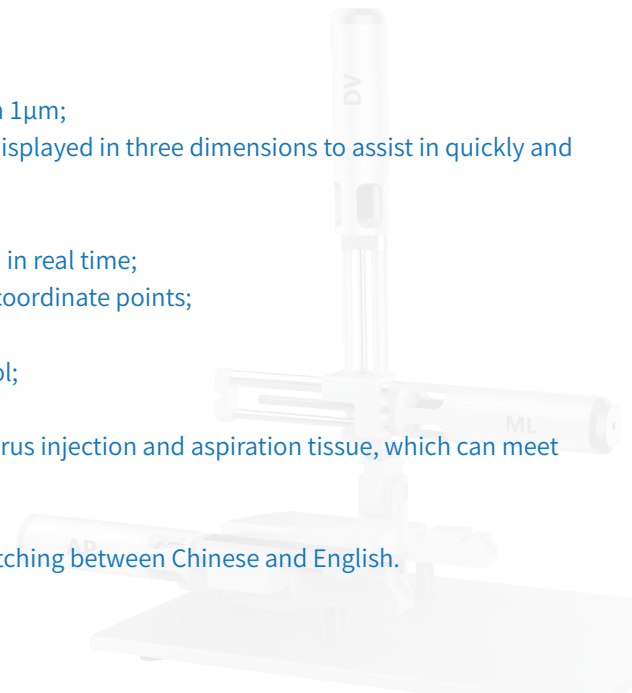


71000 Automated Stereotaxic Instrument

71000 automated stereotaxic instrument is a more automatic and intelligent brain stereotactic locator. Stepper motor is precisely controlled by computer software to drive the manipulator of the stereotactic locator to move. Compared with the traditional manual positioner, the electric positioner can automatically calibrate and identify Bregma points, record and store multiple coordinate points, and display the probe position in real time. It can also run automatically through various experimental target in the software. It can reduce the error caused by human operation, and it is more convenient and intuitive to carry out stereo positioning of the brain. Meanwhile, it is equipped with micro operation to meet more flexible operation requirements.

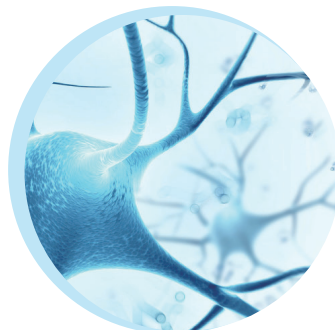
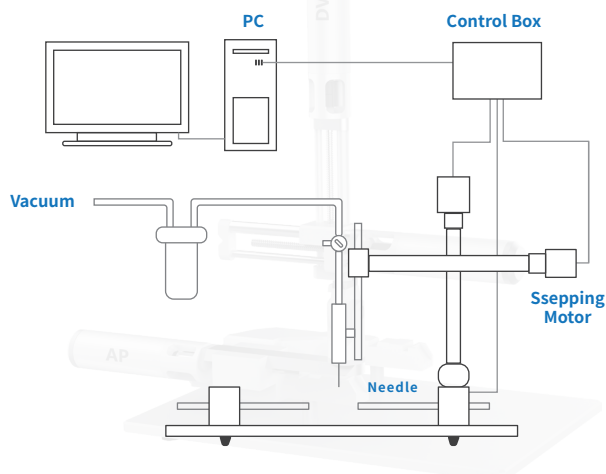
Features

- ▶ Select high-precision stepping motor drive, displacement resolution 1 μ m;
The software integrates brain maps of rats and mice, which can be displayed in three dimensions to assist in quickly and
- ▶ accurately positioning the target brain area;
- ▶ The target position can be set in the software by itself;
- ▶ The software interface can display the probe trajectory and position in real time;
- ▶ Multi-point program setting function, which can store and mark 10 coordinate points;
- ▶ Can accurately control the depth of entry;
- ▶ Two Optional control methods: computer or micro-operation control;
- ▶ Set Bregma with one click;
- ▶ The software presets various tasks such as automatic craniotomy, virus injection and aspiration tissue, which can meet a variety of experimental needs;
- ▶ Displacement safety prompt and error alarm function;
- ▶ Software operating system is compatible with Win7, Win10, free switching between Chinese and English.



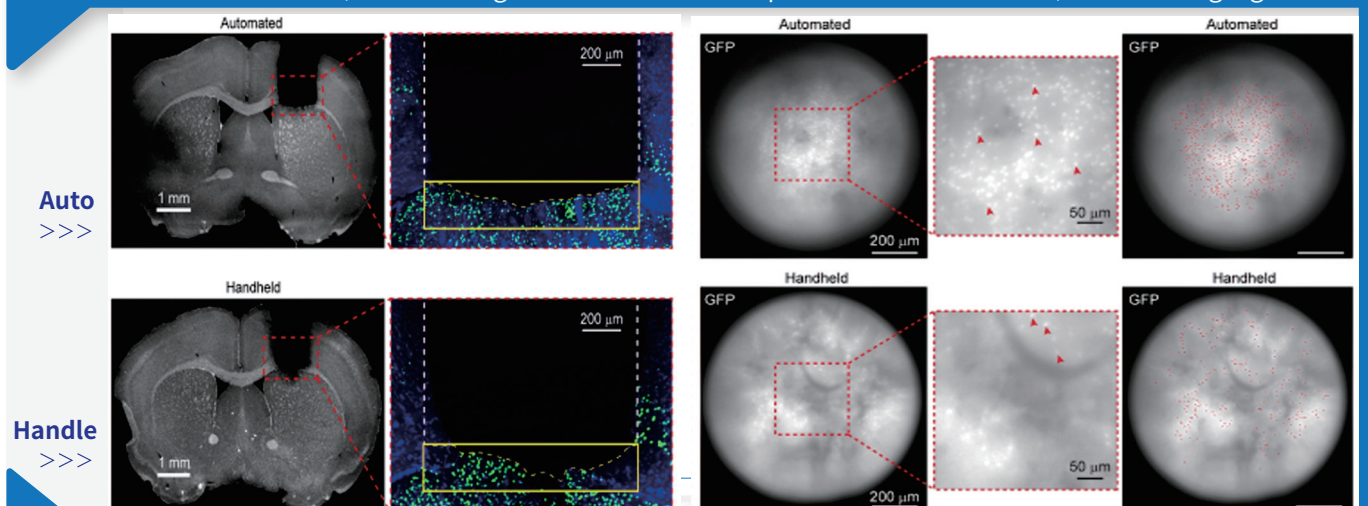
Lens implantation experiment module (optional)

It is used for GRIN lens implantation in deep brain calcium imaging experiments.



// More smoothness, less damage

// Improve neuron survival, better imaging



Features

- Configure a vacuum pump, the software can set the suction depth, sequence, and number of repetitions to automatically and accurately remove brain tissue;
- The software can set the depth and speed of lens implantation, one-click implantation;
- Ensure the flatness of the wound end surface and reduce damage;
- Improve the survival of neurons per unit area and enhance the imaging effect;
- Reduce the error caused by traditional manual operation and enhance the repeatability of the experiment.

RWD Life Science Co.,Ltd

Add: 7A Block, Shenzhen Innovalley, Dashi Rd1, Nanshan district, Shenzhen, Guangdong Province, China.
Tel: (86)-755-86111286 ext 8283 Web: www.rwdstco.com E-mail: sales@rwdstco.com

RWD Life Science Inc.

Add: 850 New Burton Road, Suite 201, Dover, DE 19904, U.S.
Tel: (858)900-5879 E-mail: sales@rwdstco.com

RWD 71000 Automated Stereotaxic Instrument V1.0-020508-EN